


MM




JULIAN SCHALK

height: 184 / 6'0 **bust:** 97 / 38 **waist:** 76 / 29"


hair: dark-blonde **eyes:** blue **shoes:** EU-43 US-10











The Collar of Money

When matching your shirt to your face, to top the right knot, those intricate craves will mark you out as a man to watch.

KEEP IT IN HAND
The schoolboy knot – or the four-in-hand as it's more properly known – is your default way to knot a tie. It's narrow, slightly asymmetrical and works best with slimmer ties. Make this your go-to if you favour standard collars and single-breasted suits.

NICE DIMPLES
Creating a dimple in the middle of the tie, just below the knot, is a stylist's secret. Stick your index finger against the knot from the front as you tighten it to help mould the dimple. Don't allow the edges to curl back, though – that smacks of carelessness.

TO THE POINT
The tip of your tie should just touch your waistband. If it doesn't, start again – you'll look like an overgrown schoolboy if it's halfway up your torso. Before the knot, it's just an arrow to your coach. Which could have its advantages...

KNOT TO SELF
Your tie knot should always conceal the collar behind it. To ensure your front sits flush in the collar, momentarily generate yourself with the tie, then slip your forefinger between the collar and your Adam's apple to loosen it to fit comfortably.

FACE VALUE
If you have a round face, opt for pointed collars; their straight lines help give the illusion of a more defined jaw. For those with particularly square faces, a cutaway collar or a rounded penny collar can help soften sharp angles and make your face appear fuller.

- TED BAKER "SANTINI" SLIM FIT \$295
- CALIBRE "SPECTRA ONE" SLIM FIT \$200
- CALIBRE "SPECTRA TWO" SLIM FIT \$200
- CALIBRE "SPECTRA THREE" SLIM FIT \$200
- CALIBRE "SPECTRA FOUR" SLIM FIT \$200
- CALIBRE "SPECTRA FIVE" SLIM FIT \$200
- CALIBRE "SPECTRA SIX" SLIM FIT \$200
- CALIBRE "SPECTRA SEVEN" SLIM FIT \$200
- CALIBRE "SPECTRA EIGHT" SLIM FIT \$200
- CALIBRE "SPECTRA NINE" SLIM FIT \$200
- CALIBRE "SPECTRA TEN" SLIM FIT \$200

THE TIE CLIP
Spend \$40. In the wake of Matt Allen, the humble tie clip has enjoyed a resurgence. Such accessories allow you to show a bit of your personality, says Matthew Knipfing. Not only does it add a finishing touch, but it keeps your tie from sliding down a long day's work. Stylish and practical, just be sure the metal of the tie clip matches your cufflinks and watch.



ADDLE UP

YOUR BETS ON THE LOOK OF THE DAY WITH OUR FIELD OF KEY SUITING FOR THE SPRING RACING CARNIVAL.

FRANCE
BY BEN GULLSON & RICHARD WORTHEM
IN LONDON
BY ELEN DOWLEY

COLOUR
Coloured suits are a pretty good bet for Melbourne Cup day where you want to splash out, says Matthew Knipfing, creative director of Hugo Boss. That's also looking like the fifth year in a row of fancy lounge wear colours – beiges, creams, and greys, though Knipfing says. For bolder options, try deep red and shades of blue to cobalt, but keep it to relatively simple.

ALMA TWIN-BUTTON JACKET \$300
SHEER SLEEK SHIRT \$130
TIE \$10

